



Safety & Security Meeting

Hagerty-Oviedo Cluster



/SeminoleCountySchools

www.scps.us



@SCPSinfo



Welcome & Introductions

Ms. Serita Beamon

Superintendent of Seminole County Public Schools



Safety & Security Meeting Purpose

- To obtain community feedback and insight regarding the safety and security of our SCPS campuses.
- To build community partnerships in our endeavor to enhance the safety and security of the students and staff in Seminole County.



SCHOOL SAFETY & SECURITY

Captain Tracy Fortenberry

Lieutenant Kelly Martin



School Safety

A collaboration between Seminole County Public Schools, the Seminole County Sheriff's Office, and municipality law enforcement agencies.



Law enforcement in schools

Educational sites

- 38 Elementary Schools
- 12 Middle Schools
- 9 High Schools
- 3 Alternative Education Sites
- 5 Charter School Campuses
- 2 Higher Ed Campuses





Office of School Safety & Security



RAPTORTM
TECHNOLOGIES



Juvenile Programs

- Eugene Gregory Youth Memorial Academy
- SWEAT/ CASU
- Truancy
- Evolution
- Youth Intervention Services
- DJJ Transitional Services
- SNAP (Stop Now And Plan)
- Mobile Response
- Investigative Services
- PAL



PAY Diversion Programs

- Civil Citation
- JASP (Juvenile Alternative Services Program)
- Teen Court
- Sexting Citation
- Tobacco Citation



Contact us

- Captain Tracy Fortenberry
- Lieutenant Kelly Martin

School_safety@scps.k12.fl.us





Cluster K-12 Enrollment

Hagerty/Oviedo	12,440
Elementary	5,076
Carillon	934
Evans	887
Geneva	501
Lawton	763
Partin	629
Stenstrom	633
Walker	729
Middle	2,742
Chiles	1,291
Jackson Heights	1,451
High	4,622
Hagerty	2,361
Oviedo	2,261

	<u>District</u>	<u>Cluster</u>	<u>Percent</u>
Total	61,401	12,440	20%
Elementary	26,488	5,076	19%
Secondary	34,913	7,364	21%



Discipline Data Review



Discipline Infraction Data

- ***School Environmental Safety Incident Reporting*** (SESIR) grew out of the public's concern that children be safe in the school environment. In 1995-96 in response to this concern, the SESIR system was initiated to enable schools to track incidents and analyze patterns of violent, criminal or disruptive activity. The intent is for there to be complete and objective data from which to design interventions to improve the learning environment.
- Aggression
- Campus Disruption (S)
- Fighting (S)
- Physical Attack (S)
- Threat (S)
- Weapons (S)

(S) – indicates SESIR

Definitions can be found in the Student Conduct and Discipline Code

https://www.scps.k12.fl.us/_resources/documents/StudentConductDisciplineCode.pdf

Discipline Data and Considerations

The data provided is the number and percent of students enrolled at the end of quarter 3 (March), who received at least one discipline referral (for each infraction type) in quarters 1-3 for each respective school year.

Careful attention must be paid to the scales when analyzing the data.

- The scales on each graph are different because there is variation in the percentage of students with each referral type.

Many of the percentages are very small.

- Refer to the number of students table to confirm the magnitude of the change.
- The scales in 4 of the 6 slides are under 1%
- Keep this in mind when you see large increases or decreases.



Discipline Data - Limitations

Limitations:

- In order to provide a percentage, each student can be only counted once for each infraction type. This data does not take into account students with multiple infractions of the same type that occurred in the same school year.
- A discipline infraction is attached to the student. If the student received a referral at "School A" in Quarter one but moves to "School B" in Quarter 2 the infraction is associated with School B.
- Data does not include students that received an infraction in quarter 1-3 but withdrew from the cluster school.
 - An analysis was performed using all discipline referrals and the trend over time remained the same

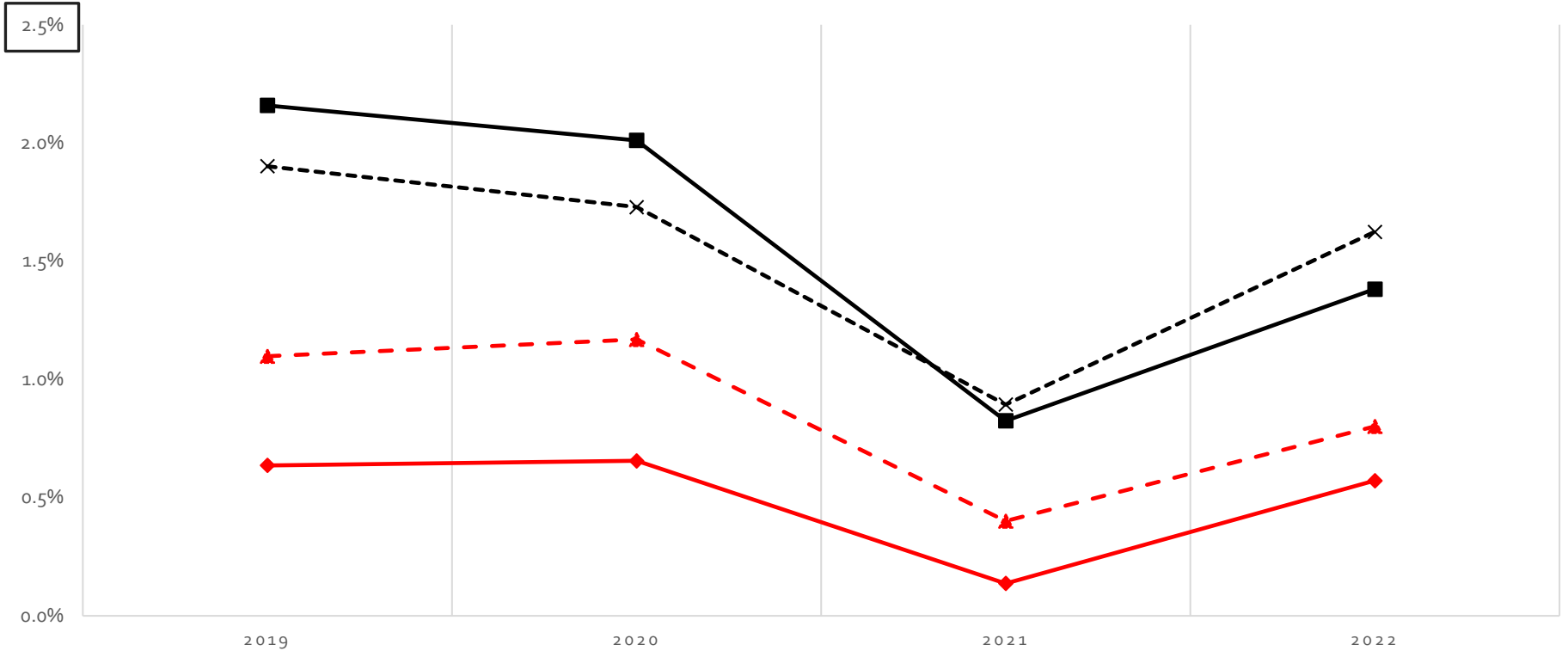


Aggression:

Engaging in any behavior (by word or act) as an individual or as a member of a group or crowd that encourages, incites, or instigates threatening, aggressive, or unsafe acts, or participating as a member of a group or crowd in aggressive or unsafe acts.

AGGRESSION

◆ Elementary-Hagerty/Oviedo
 ■ Elementary -District
 ▲ Secondary-Hagerty/Oviedo
 ✕ Secondary-District



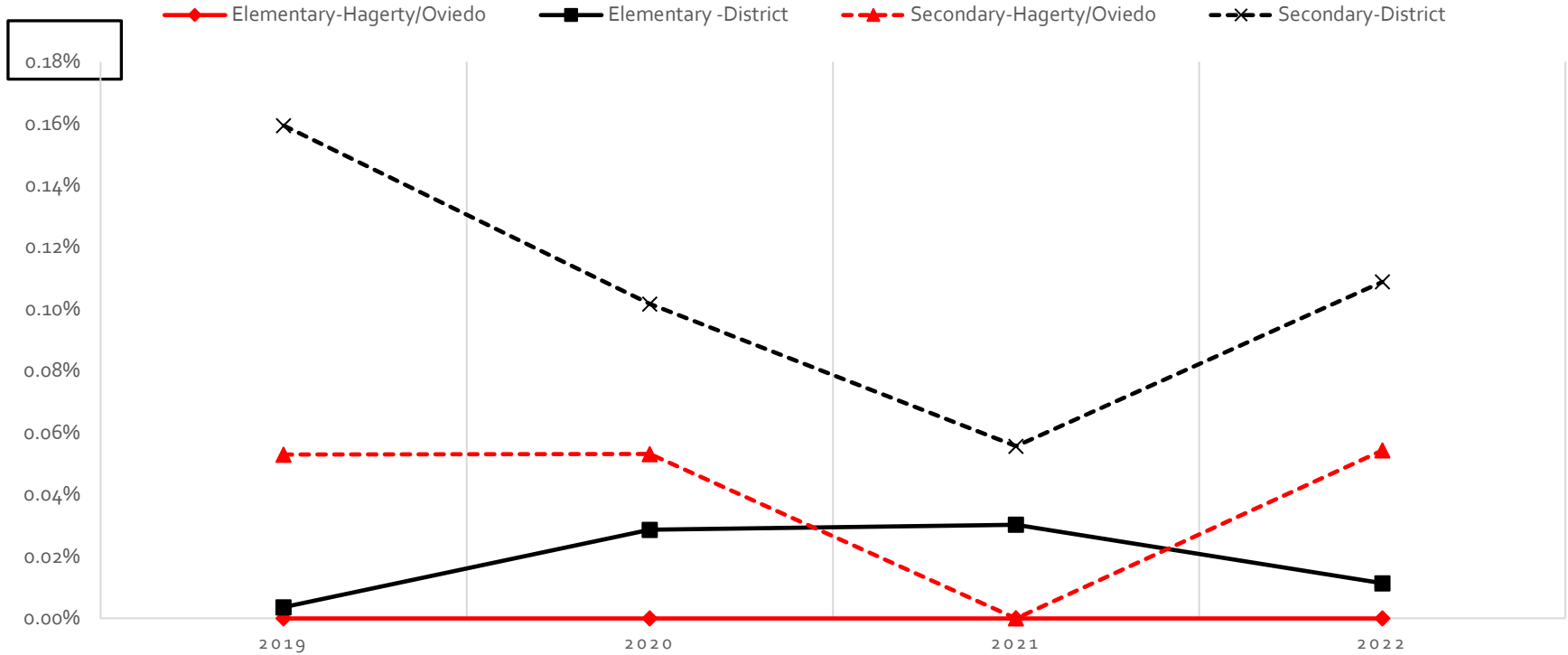
	Elementary-Hagerty/Oviedo		Elementary -District		Secondary-Hagerty/Oviedo		Secondary-District	
	# Stu w/ at least one aggression referral	Total Students	# Stu w/ at least one aggression referral	Total Students	# Stu w/ at least one aggression referral	Total Students	# Stu w/ at least one aggression referral	Total Students
2019	34	5,346	606	28,067	83	7,555	692	36,387
2020	35	5,339	562	27,948	88	7,527	629	36,389
2021	7	5,110	218	26,430	30	7,484	321	35,929
2022	29	5,076	366	26,488	59	7,364	567	34,913

Campus Disruption:

Disruptive behavior that poses a serious threat to the learning environment, health, safety, or welfare of others. Examples of major disruptions include bomb threats, inciting a riot, or initiating a false fire alarm.



CAMPUS DISRUPTION



	Elementary-Hagerty/Oviedo		Elementary -District		Secondary-Hagerty/Oviedo		Secondary-District	
	# Stu w/ at least one Campus Disruption referral	Total Students	# Stu w/ at least one Campus Disruption referral	Total Students	# Stu w/ at least one Campus Disruption referral	Total Students	# Stu w/ at least one Campus Disruption referral	Total Students
2019	0	5,346	1	28,067	4	7,555	58	36,387
2020	0	5,339	8	27,948	4	7,527	37	36,389
2021	0	5,110	8	26,430	0	7,484	20	35,929
2022	0	5,076	3	26,488	4	7,364	38	34,913

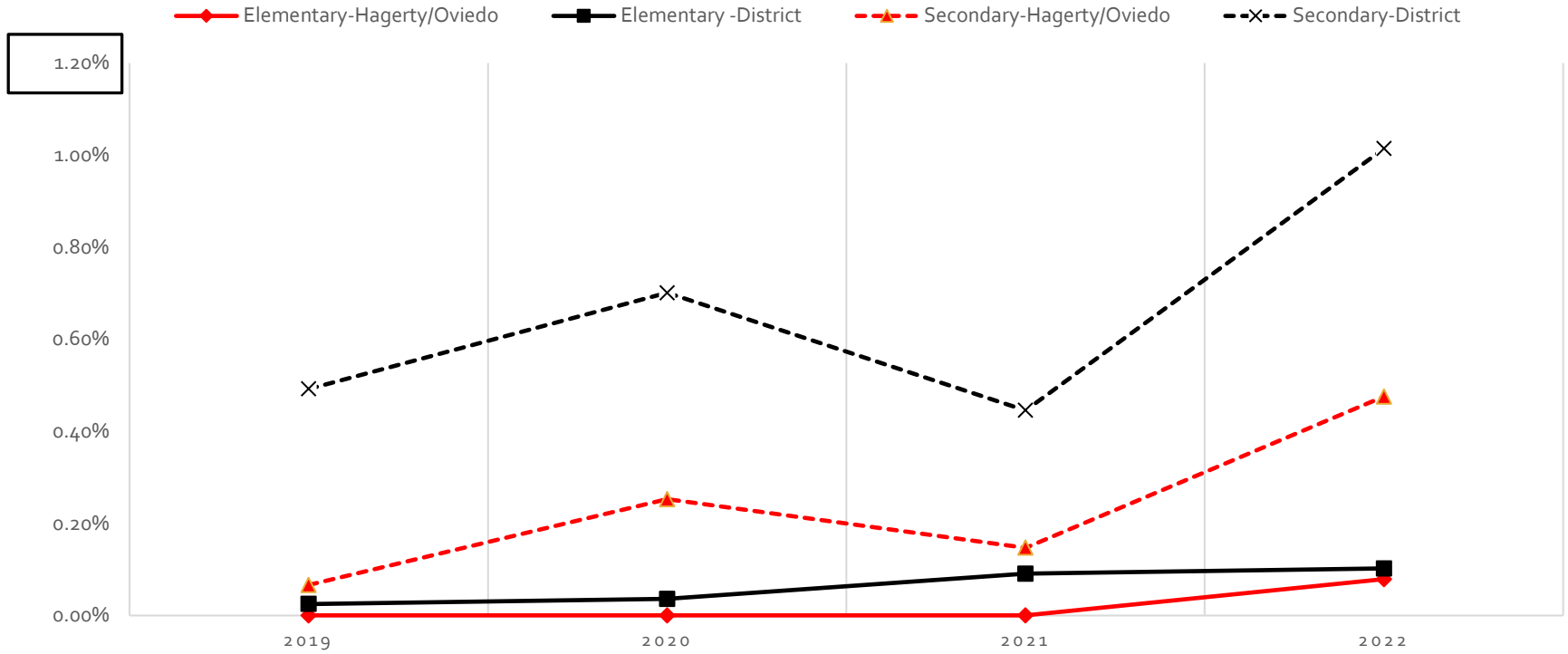


Fighting:

When two or more persons mutually participate in use of force or physical violence that requires either physical intervention or results in injury requiring first aid, or medical attention. Lower-level fights, including pushing, shoving, or altercations that stop on verbal command are not required to be reported in SESIR reporting.



FIGHTING



	Elementary-Hagerty/Oviedo		Elementary -District		Secondary-Hagerty/Oviedo		Secondary-District	
	# Stu w/ at least one fighting referral	Total Students	# Stu w/ at least one fighting referral	Total Students	# Stu w/ at least one fighting referral	Total Students	# Stu w/ at least one fighting referral	Total Students
2019	0	5,346	7	28,067	5	7,555	179	36,387
2020	0	5,339	10	27,948	19	7,527	255	36,389
2021	0	5,110	24	26,430	11	7,484	160	35,929
2022	4	5,076	27	26,488	35	7,364	354	34,913

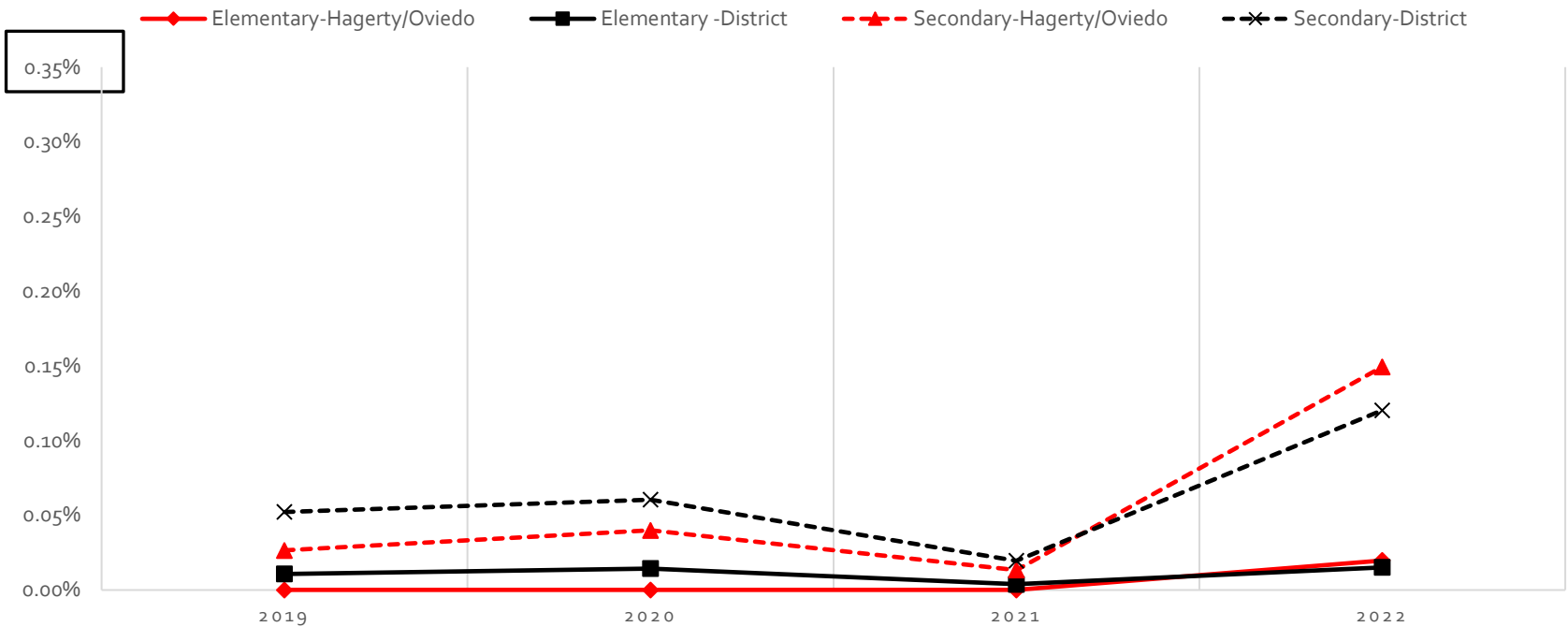


Physical Attack:

An actual and intentional striking of another person against his/her will, or the intentional causing of bodily harm to an individual.



PHYSICAL ATTACK



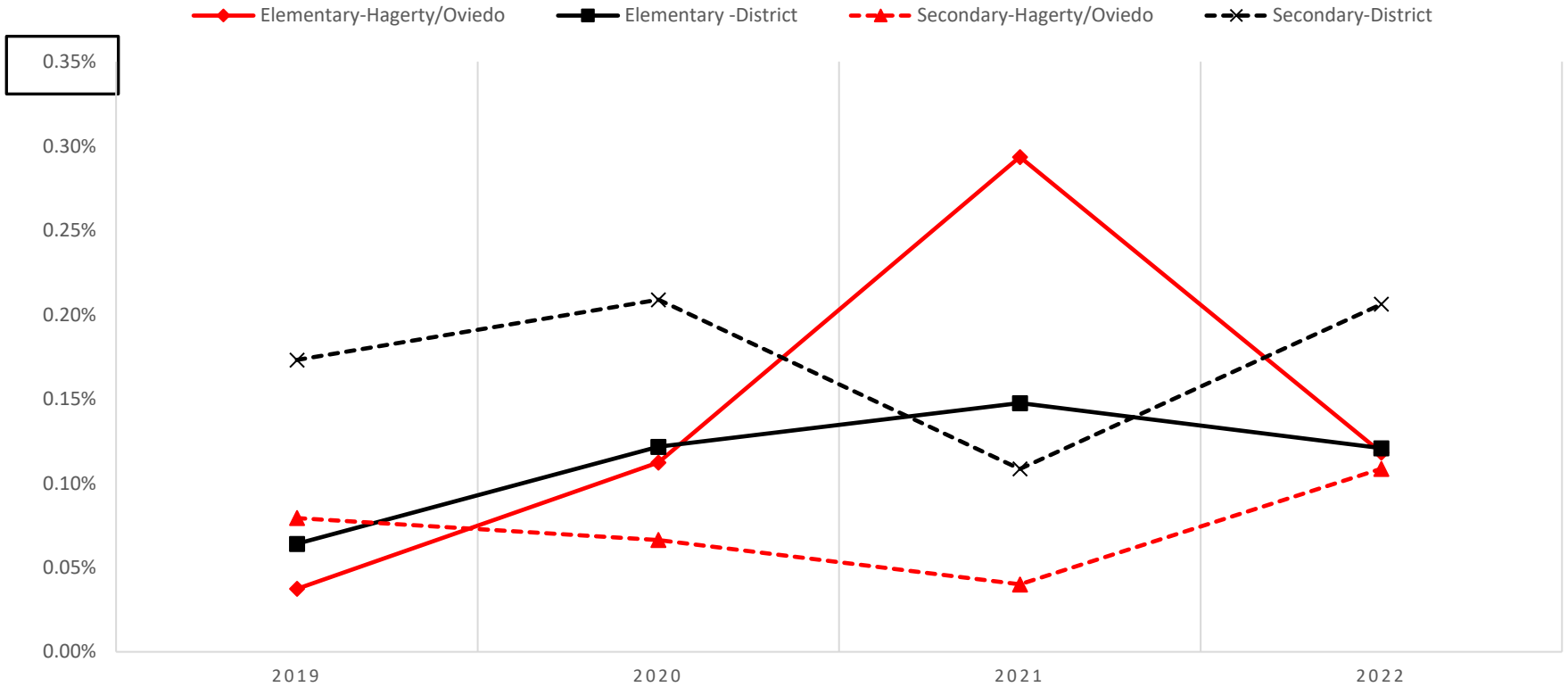
	Elementary-Hagerty/Oviedo		Elementary -District		Secondary-Hagerty/Oviedo		Secondary-District	
	# Stu w/ at least one physical attack referral	Total Students	# Stu w/ at least one physical attack referral	Total Students	# Stu w/ at least one physical attack referral	Total Students	# Stu w/ at least one physical attack referral	Total Students
2019	0	5,346	3	28,067	2	7,555	19	36,387
2020	0	5,339	4	27,948	3	7,527	22	36,389
2021	0	5,110	1	26,430	1	7,484	7	35,929
2022	1	5,076	4	26,488	11	7,364	42	34,913



Threat:

An incident where there was no physical contact between the offender and victim, but the victim felt that physical harm could have occurred based on verbal or nonverbal communication by the offender. This includes nonverbal threats and verbal threats of physical harm which are made in person, electronically, or through any other means.

THREAT



	Elementary-Hagerty/Oviedo		Elementary -District		Secondary-Hagerty/Oviedo		Secondary-District	
	# Stu w/ at least one threat referral	Total Students	# Stu w/ at least one threat referral	Total Students	# Stu w/ at least one threat referral	Total Students	# Stu w/ at least one threat referral	Total Students
2019	2	5,346	18	28,067	6	7,555	63	36,387
2020	6	5,339	34	27,948	5	7,527	76	36,389
2021	15	5,110	39	26,430	3	7,484	39	35,929
2022	6	5,076	32	26,488	8	7,364	72	34,913

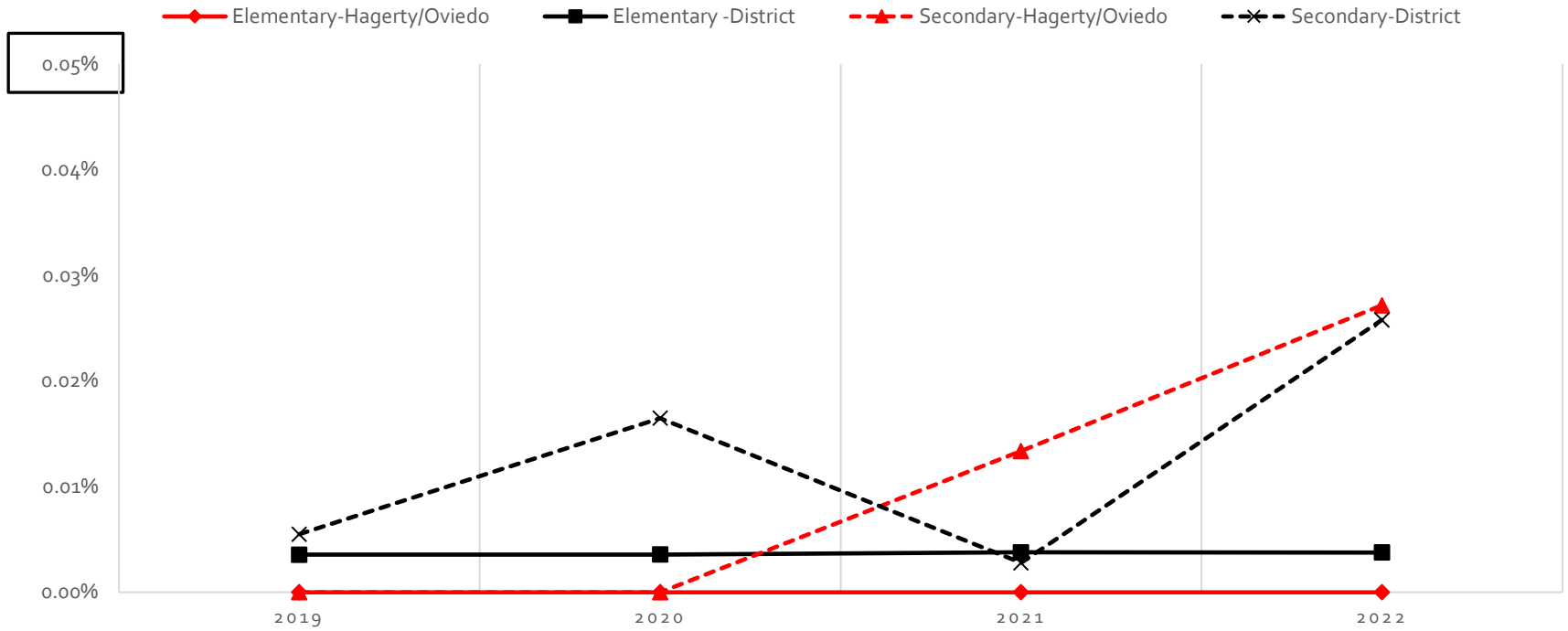


Weapons:

Possession of a firearm or any instrument or object as defined by Section 790.001.F.S., or district code of conduct that can inflict serious harm on another person, or that can place a person in reasonable fear of serious harm. Incidents involving toys and simulated firearms or weapons are subject to the limitations defined in Section 1006.07(2)(g), F.S.



WEAPONS



	Elementary-Hagerty/Oviedo		Elementary -District		Secondary-Hagerty/Oviedo		Secondary-District	
	# Stu w/ at least one weapon referral	Total Students	# Stu w/ at least one weapon referral	Total Students	# Stu w/ at least one weapon referral	Total Students	# Stu w/ at least one weapon referral	Total Students
2019	0	5,346	1	28,067	0	7,555	2	36,387
2020	0	5,339	1	27,948	0	7,527	6	36,389
2021	0	5,110	1	26,430	1	7,484	1	35,929
2022	0	5,076	1	26,488	2	7,364	9	34,913

Discussion/Reflection 1 – Discipline Data

- After reviewing the discipline data, use Discipline Data QR code or link to provide the following feedback:
- What do you notice?
- What do you wonder?

<https://bit.ly/HagertyDisc>





SCPS Safety Survey Results Review



SCPS Safety Survey

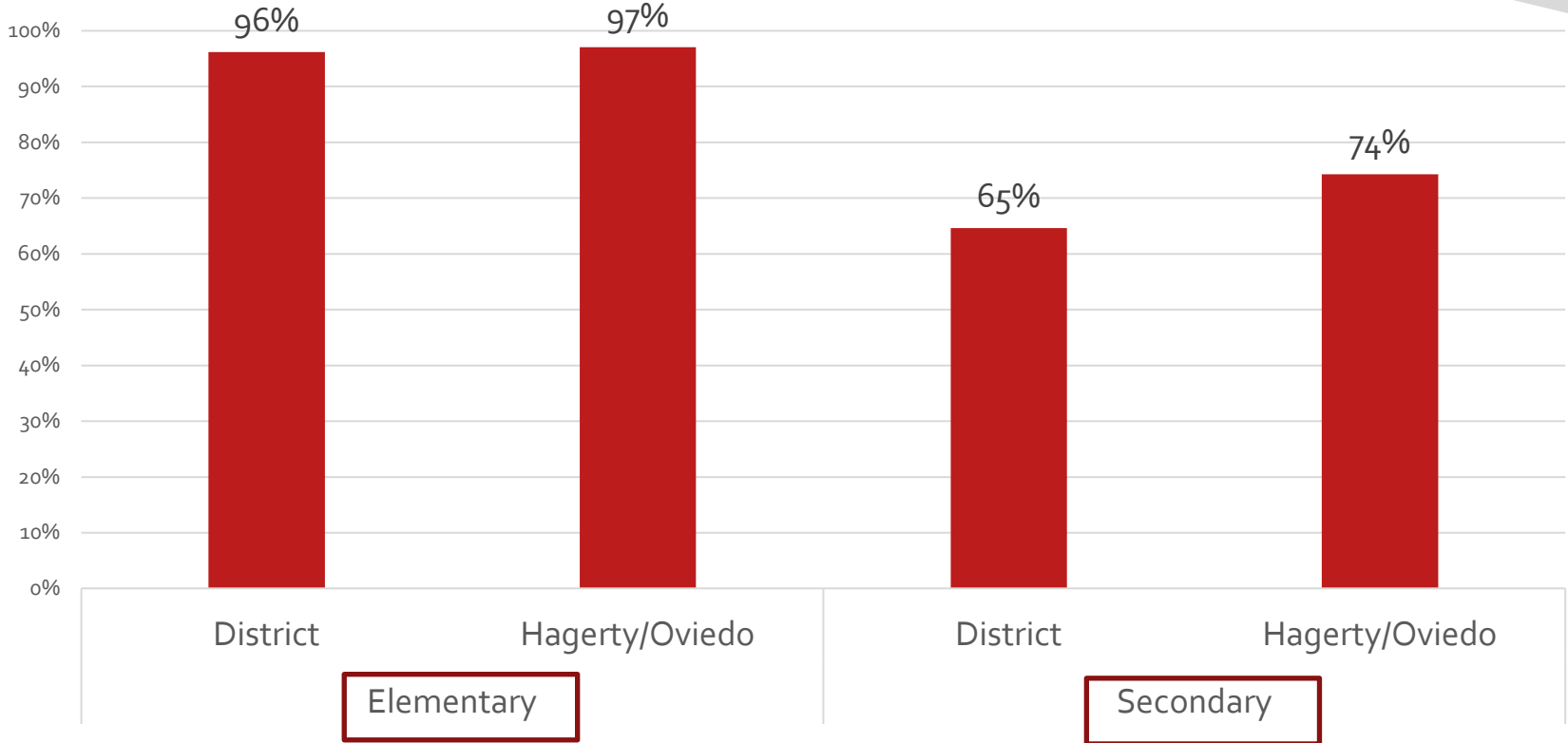
Students in grades 4-12 participated in the Safety Survey during the months of October-November.

Questions:

- On a scale from 0-10, how safe do you feel at your school?
- Do you have a trusted adult on campus to talk to if you have a concern?
- How well do you know the procedures to follow when there is an active threat emergency on campus?
- How prepared do you think your school is for emergencies?
- If you could make changes, what is the one change you would make to the school to make it feel safer?



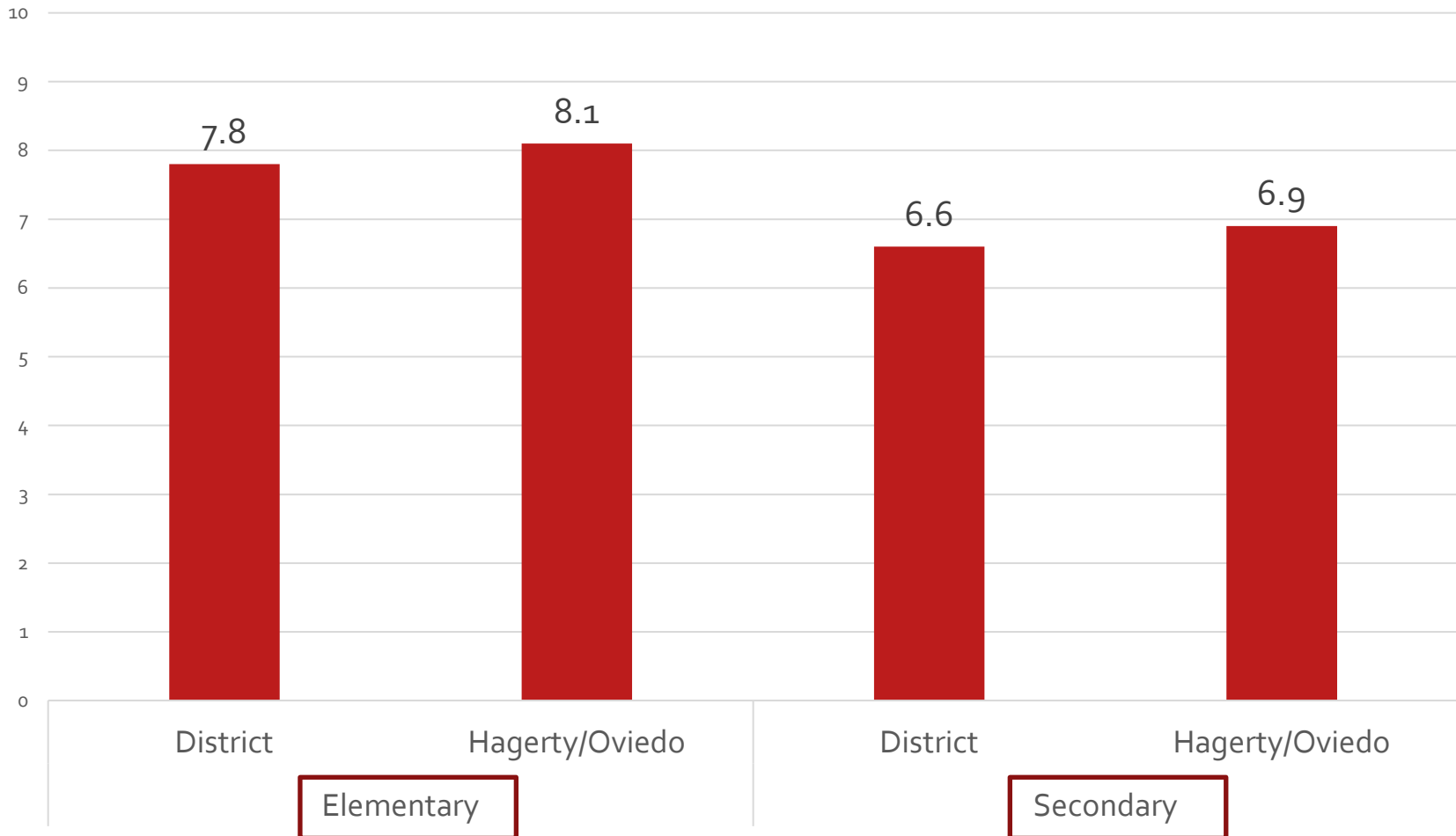
SCPS Safety Survey - Participation



		Participated	Enrolled
Elementary Enrolled in Grades 4-5	District	8,612	8,956
	Hagerty/Oviedo	1,741	1,794
Secondary	District	22,609	34,986
	Hagerty/Oviedo	5,474	7,370

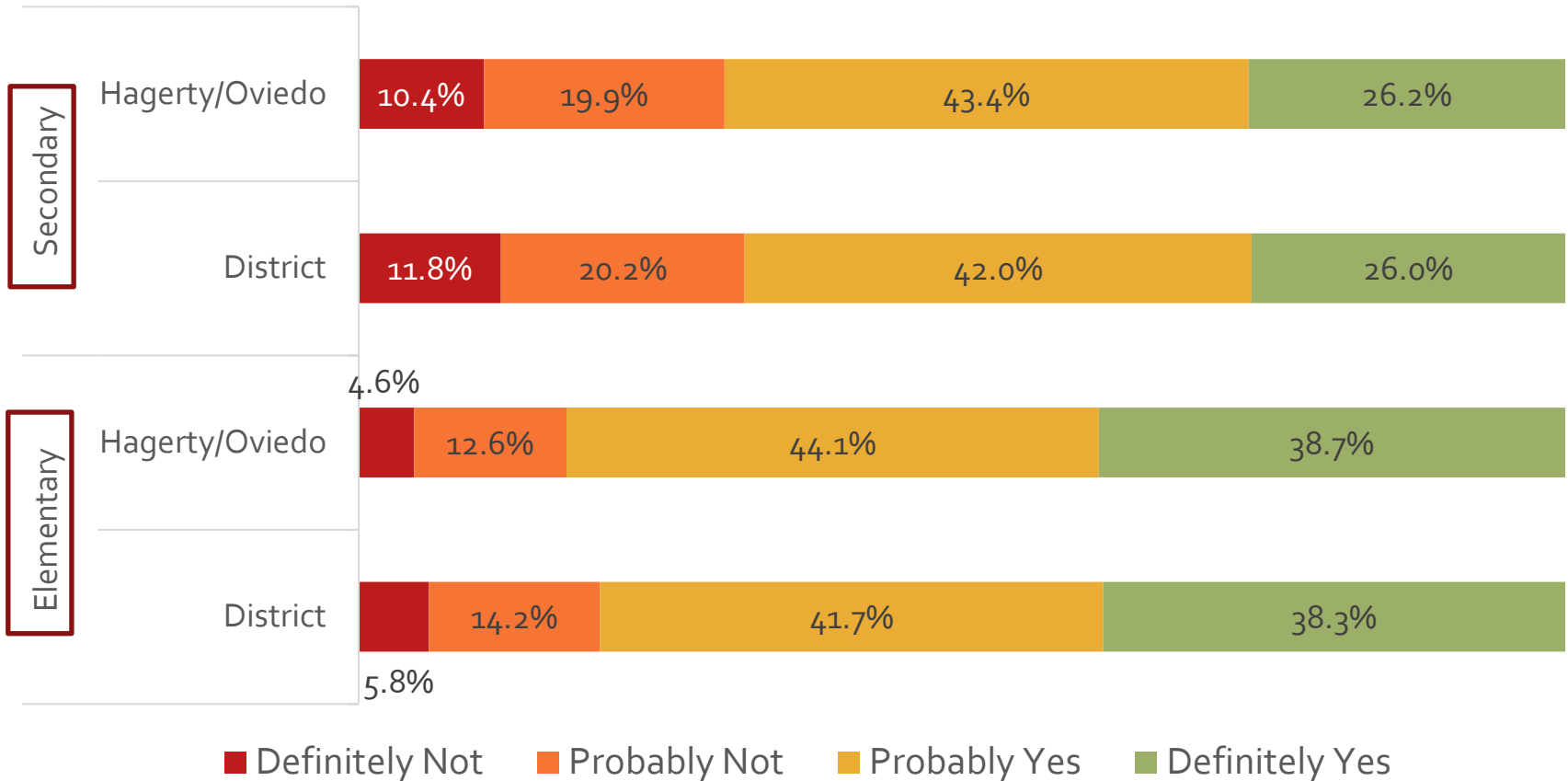


On a scale from 1-10, how safe do you feel at your school?



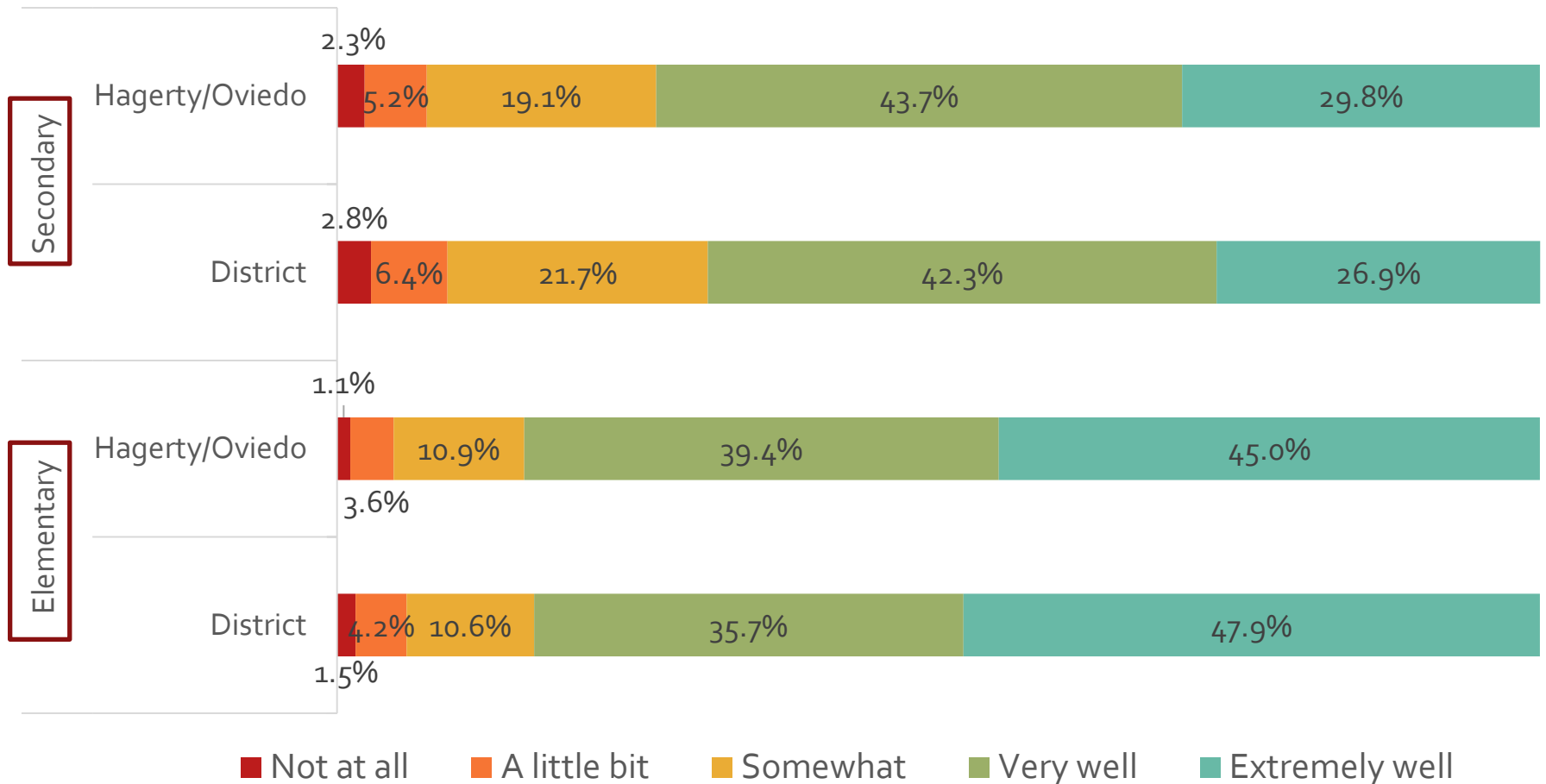


Do you have a trusted adult on campus to talk to if you have a concern?



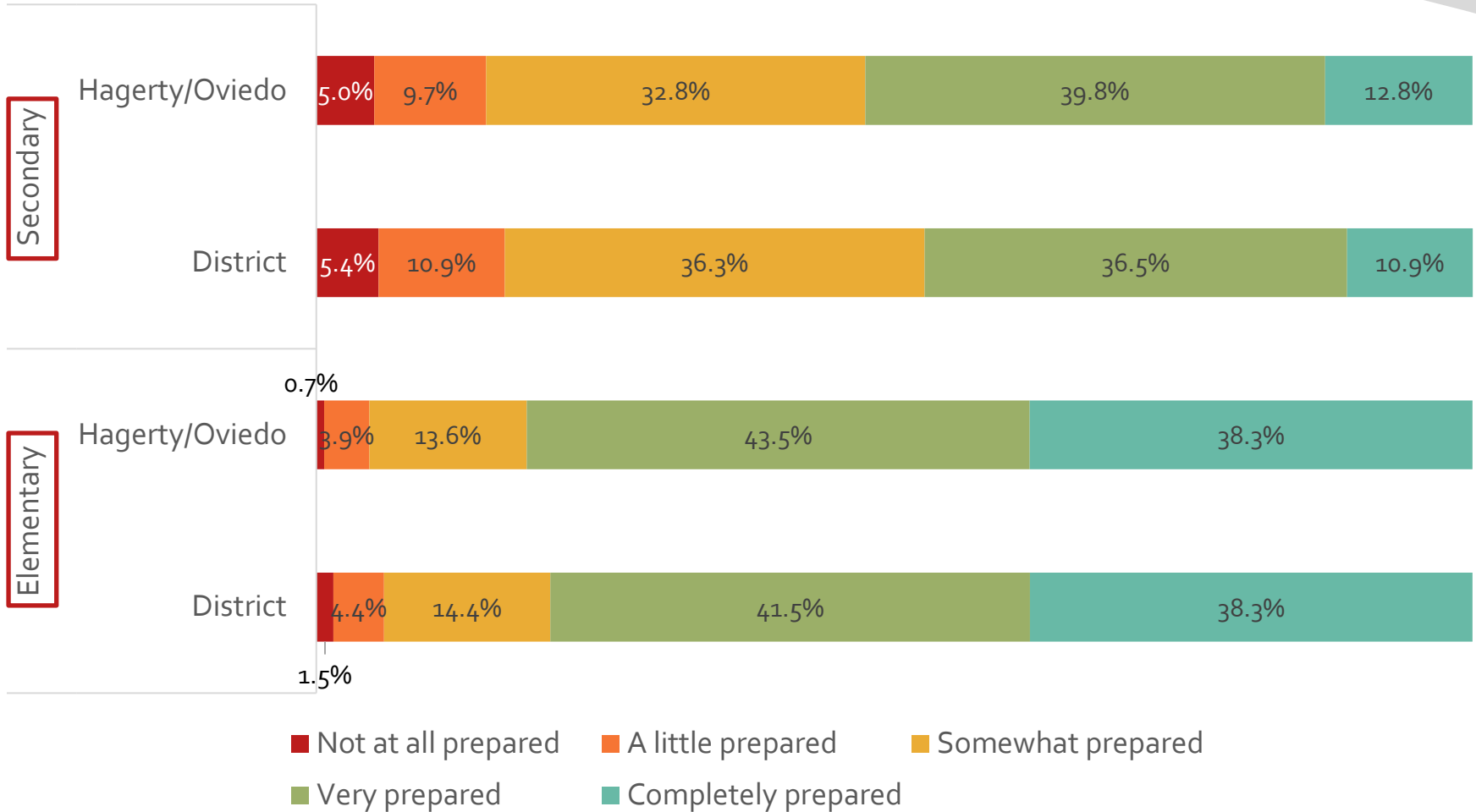


How well do you know the procedures to follow when there is an active threat emergency on campus?





How prepared do you think your school is for emergencies?





Student Open Response Question

If you could make changes, what is the one change you would make to the school to make it feel safer?

Most Common Response Topics

- Need for additional security
- More police and/or security officers
- Understanding of procedures
- No Safety Concerns

If you could make changes, what is the one change you would make to the school to make it feel safer?

“Institute a change where we need to scan the student id to get into school and the classrooms.”

“The school is fine, thank you for protecting us.”

“I would have more officers.”

“I think we could do more procedures in case some thing else happens like a terrorist attack happens.”

“Practice what to do when code red occurs while in lunch/at lunch, switching classes, etc. Also practice when it is appropriate to flee the school.”



Snapshot Survey Results Review – Safety & Discipline



SnapShot Survey

Students in grades 4-12, parents, and faculty and staff participated in the SnapShot survey during the months of February-March.

- Data collected from the surveys inform and support the school improvement process.

Questions

- On a scale from 0-10, how likely would you recommend your school?
- What do you like about your school?
- What could be improved at your school?



SnapShot Survey Participation

	Parent	Faculty/Staff	Student
Overall District Participation	12,529	3,378	35,336

		Parent	Faculty/Staff	Student
Elementary	District	5,800	1,693	9,585
	Hagerty/Oviedo	1,308	338	1,162
Secondary	District	6,729	1,685	25,751
	Hagerty/Oviedo	1,279	269	4,961

SnapShot Survey Response Considerations

Careful attention must be paid to the scales when analyzing the data.

- The scales on each graph are different.

Many of the percentages are very small.

Keep this in mind when you see large increases or decreases.

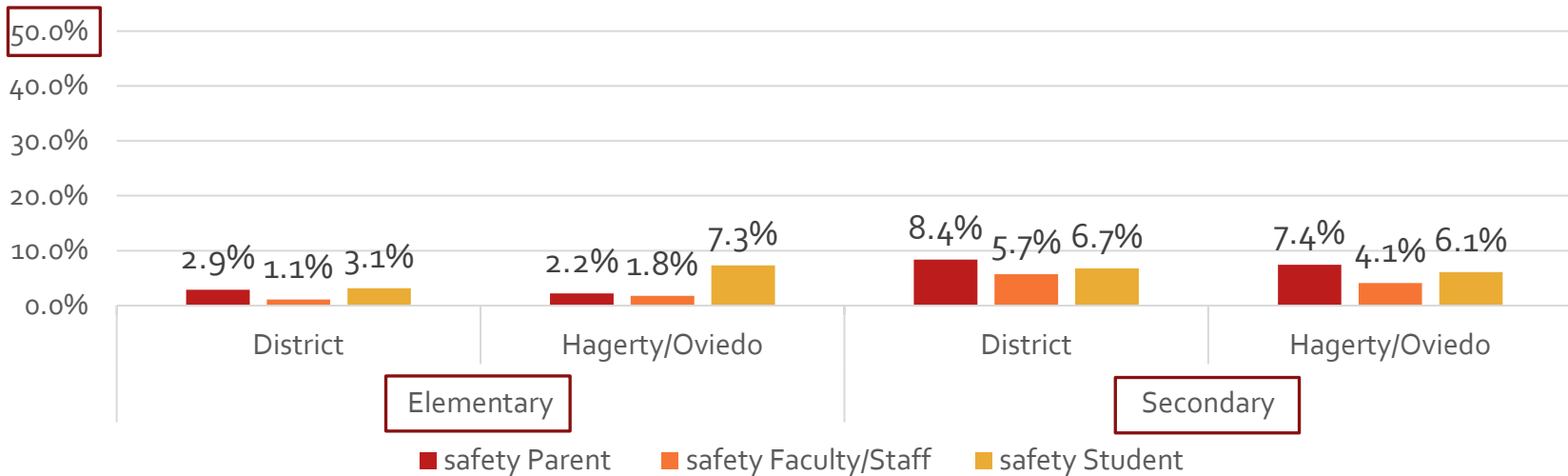
- Refer to the tables on the slides that reflect number of respondents.



Snapshot Survey - What could be improved?

Safety Comment Keywords = safety, safe, unsafe, security

Safety



		Parent		Faculty/Staff		Student	
		# safety mentioned	# Participants	# safety mentioned	# Participants	# safety mentioned	# Participants
Elementary	District	166	5,800	19	1,693	301	9,585
	Hagerty/Oviedo	29	1,308	6	338	85	1,162
Secondary	District	563	6,729	96	1,685	1,733	25,751
	Hagerty/Oviedo	95	1,279	11	269	301	4,961

Safety Keywords - What could be improved?

"The security and more cameras" - Secondary Parent

"Safety and mental health awareness anti-bullying" - Secondary Parent

"As with any high school, safety is a concern and more needs to be done to keep students and teachers safe." - Secondary Faculty/Staff

"There should be more security in the hallways, courtyard, lunch, etc." - Secondary Student

"Before and after school safety in the hallways." - Elementary Parent

"At school entrances and exits, more security measures are needed." - Elementary Parent

"We need more supervision in the morning before school when the students are walking/running to the cafeteria for breakfast." - Elementary Faculty/Staff

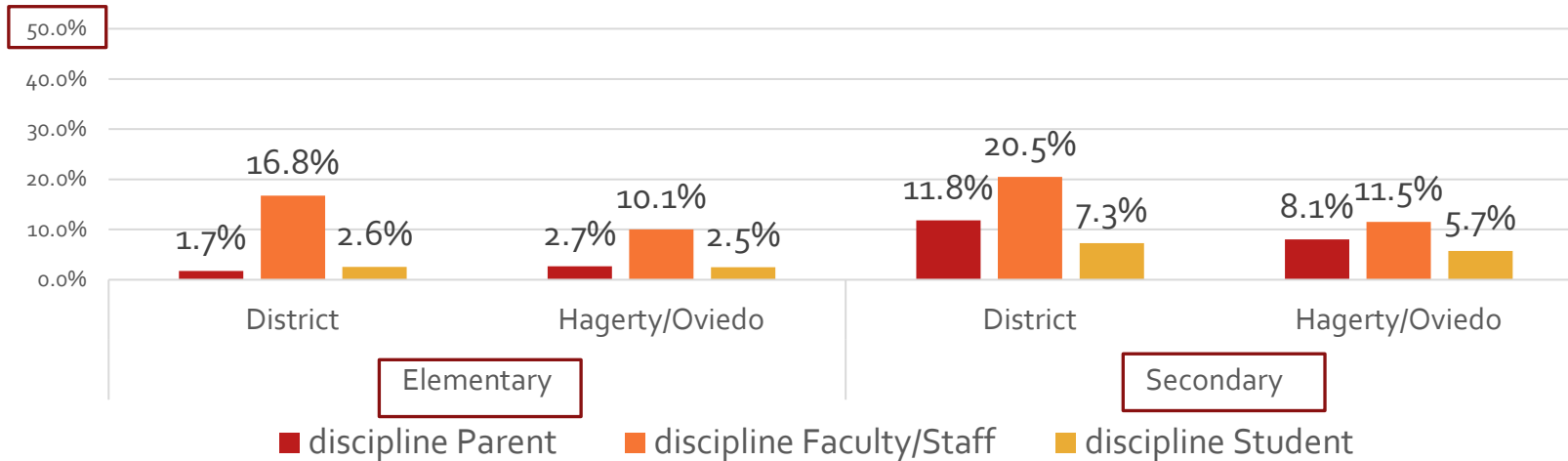
"Maybe more practice on drills, to be safe." - Elementary student



Snapshot Survey - What could be improved?

Discipline Comment Keywords = violence, drugs, discipline, bullying, theft, fights, harassing, behavior

Discipline



		Parent		Faculty/Staff		Student	
		# <u>discipline</u> mentioned	# Participants	# <u>discipline</u> mentioned	# Participants	# <u>discipline</u> mentioned	# Participants
Elementary	District	101	5,800	284	1,693	248	9,585
	Hagerty/Oviedo	35	1,308	34	338	29	1,162
Secondary	District	796	6,729	345	1,685	1,875	2,5751
	Hagerty/Oviedo	103	1,279	31	269	285	4,961

Discipline Keywords - What could be improved?

"Monitoring of students behaviors and correcting to follow standards." - Secondary Parent

"More law enforcement to stop fights Better teacher communication" - Secondary Parent

"Behavior consequences, and parent communication." - Secondary Faculty/Staff

"I think we could improve our overall behavior and the way students act." - Secondary Student

"I'd like the teachers to have more options to handle challenges from students' behavior." - Elementary Parent

"More resources for students with behavior problems." - Elementary Faculty/Staff

"More officers more assembly's about bullying" - Elementary Student

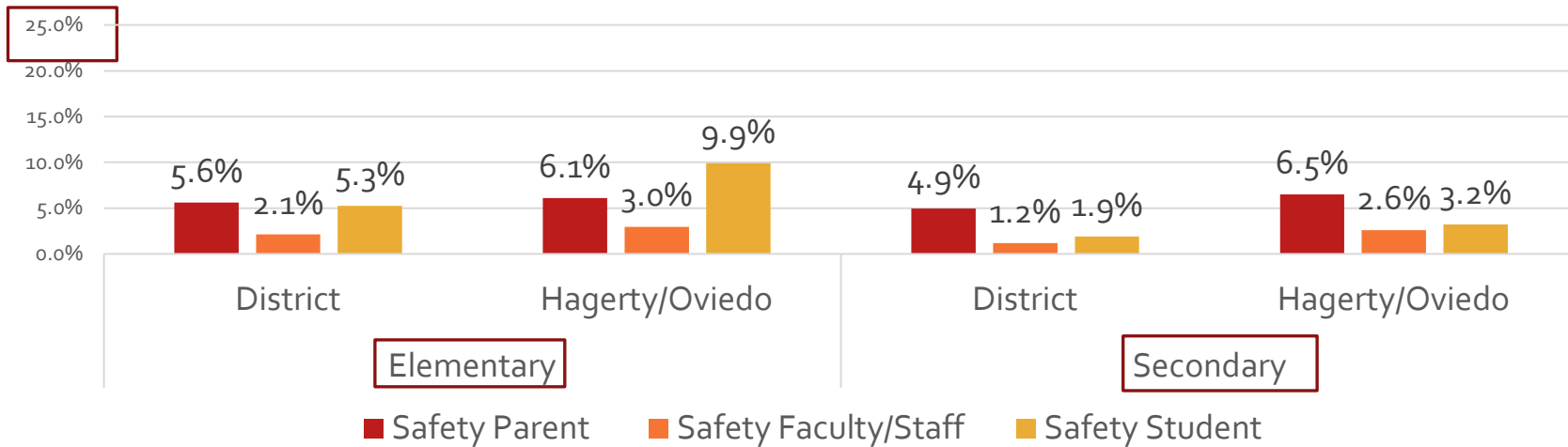
"More discipline for some students, longer recess time." - Elementary Student



Snapshot Survey – What do you like about your school?

Safety Comment Keywords = safety, safe, unsafe, security

Safety



		Parent		Faculty/Staff		Student	
		# <u>safety</u> mentioned	# Participants	# <u>safety</u> mentioned	# Participants	# <u>safety</u> mentioned	# Participants
Elementary	District	325	5,800	36	1,693	504	9,585
	Hagerty/Oviedo	80	1,308	10	338	115	1,162
Secondary	District	333	6,729	20	1,685	486	25,751
	Hagerty/Oviedo	83	1,279	7	269	160	4,961

Safety Keywords - What do you like about the school?

"I feel that my child is safe at school." -Secondary Parent

"I like how all the teachers are understanding, and kind. Also how our campus is a very safe place to be." - Elementary Student

"I feel safe, supported, and appreciated." - Secondary Faculty/Staff

"I feel that Partin is a safe environment to work in. It has a small-town feel and the parents are very involved." - Elementary Faculty/Staff

"Everyone that works here is super nice, and they keep you safe." - Secondary Student

"I like the security measures in place at the front office, I feel the kids are very safe." - Elementary Parent

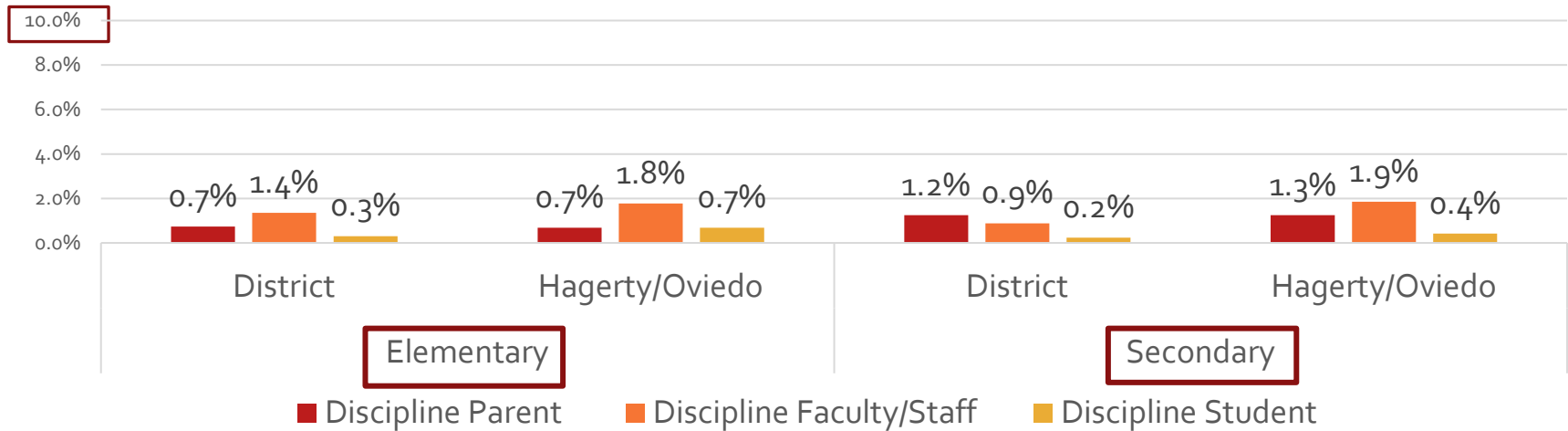
"Staff seems structured and seems to have student's safety as a priority." - Secondary Parent



Snapshot Survey – What do you like about your school?

Disciple Comment Keywords = violence, drugs, discipline, bullying, theft, fights, harassing, behavior

Discipline



		Parent		Faculty/Staff		Student	
		# <u>discipline</u> mentioned	# Participants	# <u>discipline</u> mentioned	# Participants	# <u>discipline</u> mentioned	# Participants
Elementary	District	43	5,800	23	1,693	30	9,585
	Hagerty/Oviedo	9	1,308	6	338	8	1,162
Secondary	District	84	6,729	15	1,685	63	25,751
	Hagerty/Oviedo	16	1,279	5	269	21	4,961

Discipline Keywords - What do you like about the school?

"Teaching staff is extraordinarily good and discipline is well maintained." - Secondary Parent

"I like how they take care of bullying and all the nice teachers" - Secondary Student

"My child is comfortable there and there have been no bullying issues." - Secondary Parent

"Safe, minimal classroom discipline issues, values learning" - Secondary Faculty/Staff

"The administration is supportive of the teachers and work hard to help with discipline and providing a safe learning environment." - Elementary Faculty/Staff

"School seems to be relatively free of discipline issues." - Elementary Parent

"That the teachers are nice and friendly and there are not rules that apply to only one or two people it applies to everyone" - Elementary Student



Discussion/Reflection 2 – Survey Data

- After reviewing the Survey data, use Survey Data QR code or link to provide the following feedback:
- What do you notice?
- What do you wonder?

<https://bit.ly/HagertySurvey>





Discussion/Reflection 3 – Final Thoughts

<https://bit.ly/Hagertyfinal>





Safety & Security Meeting

Hagerty/Oviedo Cluster



[/SeminoleCountySchools](#)

www.scps.us



[@SCPSinfo](#)